



The
**THOMSON
-DIGGS CO**
AGRICULTURAL
IMPLEMENTS




**SACRAMENTO
CALIF.**

NUMBER TWELVE

Syracuse Vineyard Plows



Wood Beam.



Steel Beam

The above represent our Syracuse Vineyard Plows, both wood and steel beam with either chilled or steel bottoms.

The special features of these plows are the adjustable beam and handles, which in orchard and vineyard work allows the plow to run close to the tree or vine without scraping the bark with the singletree or handles. Can be adjusted to throw the earth either to or from the vines. The breast is low and sloping, to prevent the cutting or bruising of low-hanging vines or branches. Wearing parts interchangeable in steel and chilled.

These are thoroughly good plows for either orchard, vineyard or garden work.

Wood Beam Plows


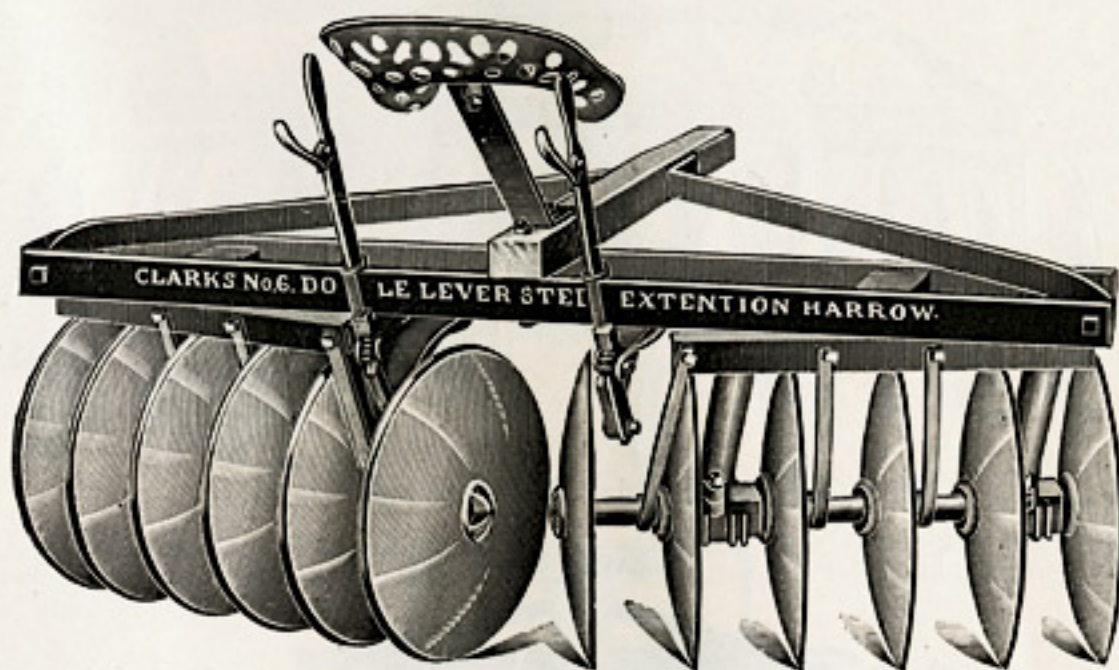
No.	Cut, in.	Capacity	Moldboard	Landside	Share	Weight, lbs.	Price
674	9	5x10	Chilled	Chilled	Chilled	92	\$ 9 00
675	8	4x9	Chilled	Chilled	Chilled	90	8 50
684	9	5x10	Steel	Chilled	Steel	90	11 50
685	8	4x9	Steel	Chilled	Steel	88	11 00

Steel Beam Plows

No.	Cut, in.	Capacity	Moldboard	Landside	Share	Weight, lbs.	Price
474	9	5x10	Chilled	Chilled	Chilled	104	\$10 00
475	8	4x9	Chilled	Chilled	Chilled	102	9 50
484	9	5x10	Steel	Chilled	Steel	102	12 50
485	8	4x9	Steel	Chilled	Steel	100	12 00

Clark's Disc Harrows

New Reversible and Extensible



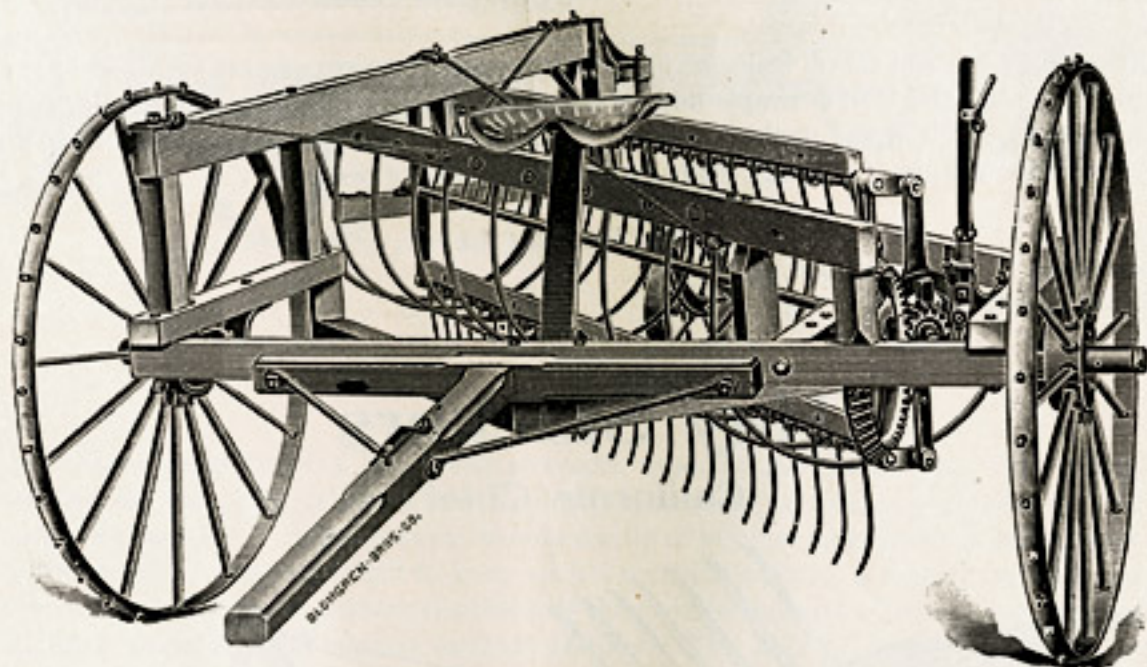
The above cuts show the New Clark's Harrow with the gangs set close together and extended. Can be reversed in either position by changing one bolt. Can be extended or narrowed by changing three bolts. The simplest, strongest and most durable reversible and extensible disc harrow on earth.

No.	Cut, ft.	No. Discs	Discs, in.	Wt., lbs.	Price
X3	3	6	18	200	\$35 00
X4½	4	8	18	325	37 50
B4½	4	8	20	345	40 00
X5	5	10	18	350	42 50
B5	5	10	20	390	45 00
X6	6	12	18	390	47 50
B6	6	12	20	440	50 00
B8	8	16	20	625	60 00

For harrows with Clark's Cutlery Steel Cutaway Discs, add 50 cents per foot to above price.

Hay Rakes

Side Delivery



Does Clean, Rapid Work. Makes Perfect Hay.

The Side Delivery Rake works around the field the same as the mower, delivering two swaths of hay upside down in a loose continuous windrow on the stubble, where it will be exposed to the warm atmosphere; in this manner it is cured without loss of quality or color. When the hay is light on the ground, two windrows can be thrown together by turning and raking in the opposite direction, thus putting four swaths together.

Being entirely automatic in its action, there is no dumping mechanism to be looked after, and any person competent to handle a team can operate the rake successfully.

The Side Delivery Rake allows of making of hay of the very best quality, in the shortest time, with the least outlay of strength on the part of both men and team.

Being such a simple machine, without complicated gearing or toggle of any kind, there is an entire freedom from jerk, jar or severe vibration, and with care the machine will last for years without expense to replace broken or worn-out parts.

No other rake can compare with the Side Delivery for durability, rapidity of work and quality of hay made.

Brand	Weight, lbs.	Price
Side Delivery	800	\$75 00

Corn Shellers

New Derby Two-Hole

This is one of the most perfect separators ever invented. It never chokes or gets out of order, and makes a clean separation of the corn and cobs. It is adapted to either hand or horse power. Will shell perfectly the largest and smallest ears of corn.

Each part of the sheller is strongly made; the shafts are of steel. For beauty of design and quality of workmanship none equals it. All pronounce it the best sheller ever introduced. All shellers are provided with pulley for driving by power, and hopper for feeding. The balance wheel is very large and heavy. We make this sheller with or without motor attachment.

Height of frame, 3 ft. 4 in.

Width, 2½ ft. by 11 in.



With Fan, Feed Table, Crank and Pulley

Brand	Weight, lbs.	Price
New Derby	130	\$25 00

Queen

This improved sheller is thoroughly well made of the best materials and highly finished. The balance wheel is 27 inches in diameter, with steel spokes. The frame is of hard wood, mortised and strongly put together. The shafts are all steel running in metal boxes. This sheller makes perfect separation of the corn from the cobs, and by use of fan cleans the corn thoroughly. The "Queen" is manufactured to supply the demand for a strictly high-grade sheller, and at a low price. We believe it to have no equal in the market when durability, quantity of work, efficiency and finish are considered. We guarantee the "Queen" in all respects.

Right hand, gear inside, with fan and feed table.



Brand	Weight, lbs.	Price
Queen	125	\$12 00