

First Premium Awarded at State Fair, Sacramento,
September 19, 1890.

THE "NEW DEAL"

➤ GANG ❖ PLOW ❖ ➤

Manufactured by

JOHN DEERE & CO., MOLINE, ILL.

HAS WORKED

A REVOLUTION

In the Modern Methods of Plowing.

Since their first introduction, the series of Plows called by the above name has grown steadily in favor, until the demand for them is now greater than for any and all other styles of wheeled plows.

The plows of the **New Deal** series seem to meet every possible requirement.

From the smallest to the largest size, they have the ease of management possessed by the commonest hand-plow. They are lighter on a team than a hand-plow, cutting the same furrow, and they are in every respect the best and most economical plows a farmer can buy.

Never in the history of the plow trade has any other style of plow become so popular in so short a time, and no style of plow to-day has so many enthusiastic friends and admirers as the **New Deal**.

This series of plows is made in all sizes, from a single-furrow plow cutting 12 inches, up to an eight-furrow plow cutting 80 inches, or nearly seven feet. The seat attachment makes it a perfect riding plow, and adds to the ease and comfort of the operator, especially in the larger sizes.

These plows are imitated by other manufacturers, but no imitation has yet reached the perfection of the original

"NEW DEAL" PLOWS.


DEERE IMPLEMENT COMPANY,

SOLE AGENTS FOR CALIFORNIA,

305 and 307 Market Street,

SAN FRANCISCO.


JOHN DEERE
MOLINE, ILL.



SINGLE FURROW.

Cuts 13, 14 and 16 inches.

With Land Gauge, Double Shin, Hardened Iron Center Steel Mold and Share, Patent Anti-Friction Rolling Coulter, Chilled Hub Boxes, Medium Landside and Extra Share.




JOHN DEERE
MOLINE, ILL.

THE "NEW DEAL" TWO GANG PLOW.

Two Furrow. With Land Gauge and Extra Shares.

Cuts 8, 10, 12 and 14 inches. Chilled Bottoms for 10-inch, if preferred.


JOHN DEERE
MOLINE, ILL.



THE "NEW DEAL" THREE GANG PLOW.

Three-Furrow. With Land Gauge and Extra Shares.

Cuts 8, 10, 12 and 14 inches. Extra Heavy and Extra High Beams and Chilled Bottoms for 10-inch if preferred.



JOHN DEERE
MOLINE, ILL.

"NEW DEAL" FOUR-FURROW GANG PLOW.


With Steel, Chilled or Combination Bottoms, Land Gauge and Extra Shares.

Cuts 8 and 10 inches. Special size for Traction Engines. Extra heavy, cuts 10 and 12 inches.

Upon Three-Furrow Gangs, and all other larger sizes, the inside plow is detachable, thus giving a gang of two sizes in one, as shown in 5 gang on last page.

NOTICE.—We are now prepared to furnish 8, 10 and 12-inch Bottoms, with Steel Mold-board and Chilled Iron Share and Landside, or 10-inch Chilled Iron Bottom. Either style will fit old New Deal Gangs, and are readily fitted on. We will ship Steel Bottoms on all Gangs, unless otherwise ordered.

JOHN DEERE
MOLINE, ILL.



"NEW DEAL" FIVE-GANG PLOW WITH SEAT ATTACHMENT.

Cuts 8 and 10 inches.

With Steel, Chilled or Combination Bottoms. With Land Gauge and Extra Shares.



"NEW DEAL" GANG WITH TRACTION ENGINE.

Thus far no other manufacturer has produced a make-shift, even for steam plowing, which is capable of general or extended introduction. We were the first to construct a large Gang of Plows, and have to-day, in the New Deal Four, Five, and Six-Furrow Gangs, the only plows of the kind that can be successfully used with an engine as motive power. By this addition to a steam equipment, the latter can be employed in plowing two seasons, and yield much larger profits, and with far less work for the operators than during the threshing season.

The necessary conditions are, that the ground must be firm enough to stand the weight of the engine, and fairly level, so that steam may be safely kept in the boiler. The better the shape the ground is in for plowing, the more satisfactory, of course, will be the results.

In operating two men are necessary—one to run the engine and guide it, so as to keep an even width of furrow, and one to manage the plow gang. No outfit of this kind is handy to handle at the ends of rows or in turning corners, so that long furrows and large fields are desirable.

In hitching to an engine, several links of heavy chain are necessary between the engine and the gang, so as to give slack enough to lift the plows out of the ground. An ordinary traction engine, either eight or ten-horse, such as is to be found in every farming locality, will run a four, five or six-furrow New Deal Gang Plow with ease.

We guarantee the New Deal to do good work, but will, of course, give no warranty on the engine or power. For prices and further information, address

Deere Implement Co., San Francisco, Cal.